

Technical sheet :

# **MLT 625-75 H**

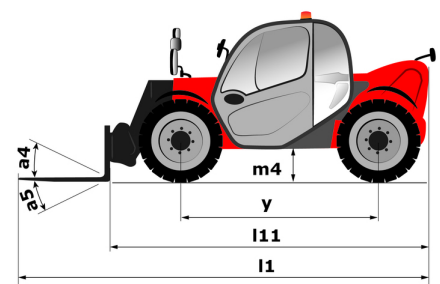
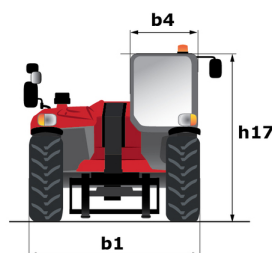
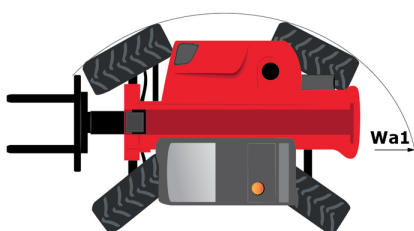
---



 **MANITOU**  
HANDLING YOUR WORLD

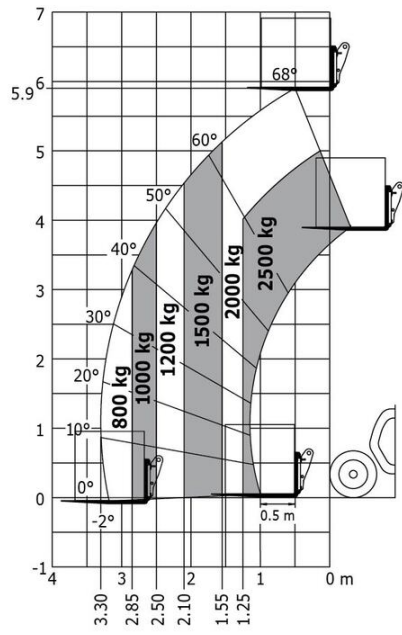
Capacities		Metric
Max. capacity	Q	2500 kg
Max. lifting height	h3	5.90 m
Max. outreach		3.30 m
Reach at max. height		0.50 m
Breakout force with bucket		4205 daN
Weight and dimensions		
Unladen weight (with forks)		4922 kg
Ground clearance	m4	0.38 m
Wheelbase	y	2.30 m
Overall length to carriage (with hitch)	l11	3.90 m
Overall length to carriage (without hitch)	l3	3.90 m
Front overhang		0.99 m
Overall width	b1	1.81 m
Overall cab width	b4	0.80 m
Overall height	h17	2 m
Tilt-down angle	a5	117 °
Tilt-up angle	a4	12 °
External turning radius (over tyres)	Wa1	3.31 m
Standard tires		Alliance - A580 - 300/75 R18 142A8
Drive wheels (front / rear)		2 / 2
Steering wheels (front / rear)		2 / 2
Performances		
Lifting		7.30 s
Lowering		4.95 s
Extension		5.20 s
Retraction		3.70 s
Crowd		3.20 s
Dump		3.20 s
Engine		
Engine brand		Kubota
Engine nom		Stage V
Engine model		V3307-CR-TE5B
Number of cylinders - Capacity of cylinders		4 - 3331 cm³
I.C. Engine power rating / Power (kW)		75 Hp / 55.40 kW
Max. torque / Engine rotation		265 Nm @1400 rpm
Drawbar pull (Laden)		3240 daN
Reversible fan		Standard
Engine cooling system		2 water radiators + hydraulic oil
Transmission		
Transmission type		Hydrostatic
Number of gears (forward / reverse)		2 / 2
Max. travel speed (may vary according to applicable regulations)		25 km/h
Differential lock		Limited slip differential on front axle
Parking brake		Automatic negative parking brake
Service brake		Oil-Immersed multi-discs braking on front axles
Hydraulics		
Hydraulic pump type		Gear pump
Hydraulic flow - Pressure		86 l/min - 235 bar
Tank capacities		
Hydraulic oil		115 l
Fuel tank		63 l
Noise and vibration		
Noise at driving position (LpA) tested following NF EN 12053 norm		76 dB
Environmental noise (LWA)		104 dB
Vibration to whole hand/arm		< 2.50 m/s²
Miscellaneous		
Safety cab homologation		Cabin ROPS - FOPS Level 1
Controls		JSM

## MLT 625-75 H - Dimensional drawing



# MLT 625-75 H - Load chart

## Rough terrain load chart (EN 1459 B) Metric





**Head Office**

B.P. 249 - 430 rue de l'Aubinière

44150 Ancenis Cedex - France

Tel: +33 (0)2 40 09 10 11 - Fax: +33 (0)2 40 09 10 97

[www.manitou.com](http://www.manitou.com)



This publication provides a description of the configuration versions and options for Manitou products, which may differ for equipment. The equipment presented in this brochure may be part of a series, as an option, or it may not be available, depending on the versions. Manitou reserves the right, at any time and without notice, to amend the specifications described and represented. The specifications provided do not bind the manufacturer. For more details, please contact your Manitou agent. This is not a contractually binding document. The presentation of the products is not contractually binding. List of specifications non-exhaustive. The logos as well as the visual identity of the company are owned by Manitou and cannot be used without authorisation. All rights reserved. The photos and diagrams contained in this brochure are only provided for consultation and information purposes.

MANITOU BF SA - Limited company with board of directors - Share capital: 39,668,399 euros - 857 802 508 RCS Nantes